


This article was downloaded by: [Xian Jiaotong University]

On: 11 December 2014, At: 13:22

Publisher: Taylor & Francis

Informa Ltd Registered in England and Wales Registered Number: 1072954 Registered office: Mortimer House, 37-41 Mortimer Street, London W1T 3JH, UK



Molecular Crystals and Liquid Crystals

Publication details, including instructions for authors and subscription information:

<http://www.tandfonline.com/loi/gmcl20>

The Interesting Property of Strong Polar Group Nematogens in Organic Solvents - A Computational Study

Durga P. Ojha^a

^a School of Physics, Sambalpur University, Jyoti Vihar-768019, Sambalpur, Odisha, India

Published online: 08 Apr 2014.

To cite this article: Durga P. Ojha (2014) The Interesting Property of Strong Polar Group Nematogens in Organic Solvents - A Computational Study, *Molecular Crystals and Liquid Crystals*, 591:1, 1-9, DOI: [10.1080/15421406.2013.824636](https://doi.org/10.1080/15421406.2013.824636)

To link to this article: <http://dx.doi.org/10.1080/15421406.2013.824636>

PLEASE SCROLL DOWN FOR ARTICLE

Taylor & Francis makes every effort to ensure the accuracy of all the information (the "Content") contained in the publications on our platform. However, Taylor & Francis, our agents, and our licensors make no representations or warranties whatsoever as to the accuracy, completeness, or suitability for any purpose of the Content. Any opinions and views expressed in this publication are the opinions and views of the authors, and are not the views of or endorsed by Taylor & Francis. The accuracy of the Content should not be relied upon and should be independently verified with primary sources of information. Taylor and Francis shall not be liable for any losses, actions, claims, proceedings, demands, costs, expenses, damages, and other liabilities whatsoever or howsoever caused arising directly or indirectly in connection with, in relation to or arising out of the use of the Content.

This article may be used for research, teaching, and private study purposes. Any substantial or systematic reproduction, redistribution, reselling, loan, sub-licensing, systematic supply, or distribution in any form to anyone is expressly forbidden. Terms & Conditions of access and use can be found at <http://www.tandfonline.com/page/terms-and-conditions>

The Interesting Property of Strong Polar Group Nematogens in Organic Solvents – A Computational Study

DURGA P. OJHA*

School of Physics, Sambalpur University, Jyoti Vihar-768019, Sambalpur, Odisha, India

The interesting property of strong polar group nematogens, 4'-n-alkyl-4-cyanobiphenyl (nCB) with pentyl (5CB), and heptyl (7CB), groups that are of commercial and application interest has been studied with respect to the translational and orientational motions. The atomic net charge and dipole moment components at each atomic center have been evaluated using the complete neglect differential overlap (CNDO/2) method. The modified Rayleigh–Schrodinger Perturbation theory with the multicentered–multipole expansion method has been employed to evaluate the long-range interactions, and a “6-exp.” potential function has been assumed for the short-range interactions. The minimum energy configurations obtained during the different modes of interactions have been taken as input to calculate the configurational probability using the Maxwell-Boltzmann formula in nonpolar organic solvents, that is, carbon tetrachloride (CCl₄), and chloroform (CHCl₃) at room temperature 300 K. It has been observed that the molecules show the remarkable property in the organic solvents. The interaction energies of dimer complexes have been taken into consideration in order to investigate the most energetically stable configuration. An attempt has been made to develop a new and interesting model for nematogens at molecular level.

Keywords Configurational probability; nematogen; nonpolar solvents

Introduction

The development of liquid crystalline materials has had a great deal of attention due to their potential in advanced technological products and materials for nonlinear optical applications [1, 2]. The most remarkable features of liquid crystals with respect to their application are due to their anisotropic optical properties [3]. Further, the computer simulation of liquid crystals has been made considerable progress for understanding the liquid crystal phases [2].

The thermotropic liquid crystals have paid considerable attention due to their extensive applications, such as liquid crystal displays, adaptive optic devices, and optical switchable windows [4]. It has been observed that the dissolving of a thermotropic liquid crystal compound in a nonpolar organic solvent produces ferroelectric liquid crystals with the remarkable properties [5]. The electro-optic properties of the solutions are, to some extent, better than those of “pure” liquid crystals. Study of the effect of solvents on the molecules

*Address correspondence to Durga P. Ojha, School of Physics, Sambalpur University, Jyoti Vihar-768 019, Sambalpur, Odisha, India. E-mail: durga_ojha@hotmail.com

forms an important subject for research, and it can play a significant role in the photo physics. The solvent environment determines important changes in the electro-optical properties of the spectrally active molecules [5]. The molecular interactions in mesomorphic compounds have been reported by the several authors [6–10] based on the Rayleigh–Schrodinger perturbation method. These studies have indeed to establish the anisotropic nature of the pair potential, and subsequently find out the minimum energy configuration of a pair of mesogens.

Intermolecular interactions are extremely important to understand the mesogenic behavior of liquid crystals. At molecular level, the phases of matter are basically determined by the interplay between molecular structure, intermolecular interactions, and the molecular motion. The present article deals with the interaction energy/configurational probability of nematogens, 5CB and 7CB, in nonpolar solvents, that is, CCl_4 and CHCl_3 at room temperature 300 K but the detailed results have been reported only for 5CB molecule. However, the salient features of other have also been reported. Interaction energies/configurational probabilities of a molecular pair have been computed at an intermediate distance 6\AA for stacking and 8\AA for in-plane interactions. Similarly, a distance of 22\AA has been kept for the terminal interactions.

Computational Details

In view of the practical difficulties and the increasing enforce to predict the properties of unsynthesized molecular materials; it is evidently of considerable importance to develop computational methods for the calculation of physical properties. It is well known that subtle alternations in molecular structure can have profound effects on the stability and properties of mesophases. The molecular geometries of $n\text{CB}$ ($n = 5, 7$) have been constructed on the basis of published crystallographic data [11] with the standard values of bond lengths and bond angles. The advancing the structure and energetic effects are helpful in employing the molecular models. The computations have been carried out in three steps:

First Step Computation

The complete neglect differential overlap (CNDO/2) method [12] has been employed to compute the net atomic charge and dipole moment at each atomic center of the molecule because the simplified formula for interaction energy calculations requires the evaluation of atomic net charges and dipole moment components at each atomic center through an all-valance electron method. It is expected that the specific charge distribution and electrostatic interactions in LC molecules play an influential role in the formation of various mesophases. The program language is FORTRAN IV. The program is capable of computing CNDO wave functions for open- and closed-shell molecules containing the elements hydrogen to chlorine.

Second Step Computation

The computational scheme based on simplified formula provided by Claverie [13] for the evaluation of interaction energy between a molecular pair has been used to calculate the energy for fixed configuration. The computer program INTER, originally developed by Claverie has been used for this purpose with the further modification.

The total pair interaction energy of molecules (U_{pair}), according to the second order perturbation theory for intermediate range interactions [14], is represented as sum of various terms contributing to the total energy:

$$U_{\text{pair}} = U_{\text{el}} + U_{\text{pol}} + U_{\text{disp}} + U_{\text{rep}}$$

where U_{el} , U_{pol} , U_{disp} , and U_{rep} are the electrostatic, polarization, dispersion, and repulsion energy terms respectively. Again, electrostatic term is expressed as

$$U_{\text{el}} = U_{\text{QQ}} + U_{\text{QMI}} + U_{\text{MIMI}} + \dots$$

where U_{QQ} , U_{QMI} , U_{MIMI} , etc. are monopole–monopole, monopole–dipole, and dipole–dipole terms respectively. In fact, the inclusion of higher order multipoles does not affect significantly the electrostatic interaction energy and the calculation only up to dipole–dipole term gives satisfactory result. The computation of electrostatic term has, therefore, been restricted only up to dipole–dipole energy term.

The dispersion and short-range repulsion terms are considered together because the several semiempirical approach, viz. the Lennard-Jones or Buckingham type approach, actually proceed in this way. Kitaygorodsky introduced [15] a Buckingham formula whose parameters were later modified by Kitaygorodsky and Mirskay [16] for hydrocarbon molecules and the several other molecules and finally gave the expression:

$$U_{\text{disp}} + U_{\text{rep}} = \sum_{\lambda}^{(1)} \sum_{\nu}^{(2)} U(\lambda, \nu)$$

$$U(\lambda, \nu) = K_{\lambda} K_{\nu} (-A/Z^6 + B e^{-\gamma Z})$$

where $Z = R_{\lambda\nu}/R_{\lambda\nu}^0$; $R_{\lambda\nu}^0 = [(2R_{\lambda}^w)(2R_{\nu}^w)]^{1/2}$, where R_{λ}^w and R_{ν}^w are the van der Waals radii of atom λ and ν respectively. The parameters A , B , and γ do not depend on the atomic species. But $R_{\lambda\nu}^0$ and factor $K_{\lambda} K_{\nu}$ allows the energy minimum to have different values according to the atomic species involved.

Third Step Computation

In order to obtain a better insight, the total interaction energy values obtained through the different modes of interactions have been used as input to calculate the probability of occurrence of a particular configuration i using the Maxwell–Boltzmann formula [17]:

$$P_i = \exp(-\beta \varepsilon_i) / \sum_i \exp(-\beta \varepsilon_i)$$

where P_i stands for probability. $\beta = 1/kT$, k is the Boltzmann constant, T is the absolute temperature, and ε_i represents the energy of the configuration i to the minimum energy value in a particular set for which the probability distribution is computed.

In this case, the origin has been chosen at almost midpoint of the molecule. The x -axis has been chosen along a bond parallel to the long molecular axis while the y -axis lies in the plane of the molecule, and z -axis is perpendicular to the x - y plane. The terms like stacking, in-plane and terminal interactions will be used to maintain the continuity with the previous work [17].

Computation of Stacking Interactions. The interacting molecule has been placed at a separation of 6 Å along the z -axis with respect to the fixed molecule. The choice of the

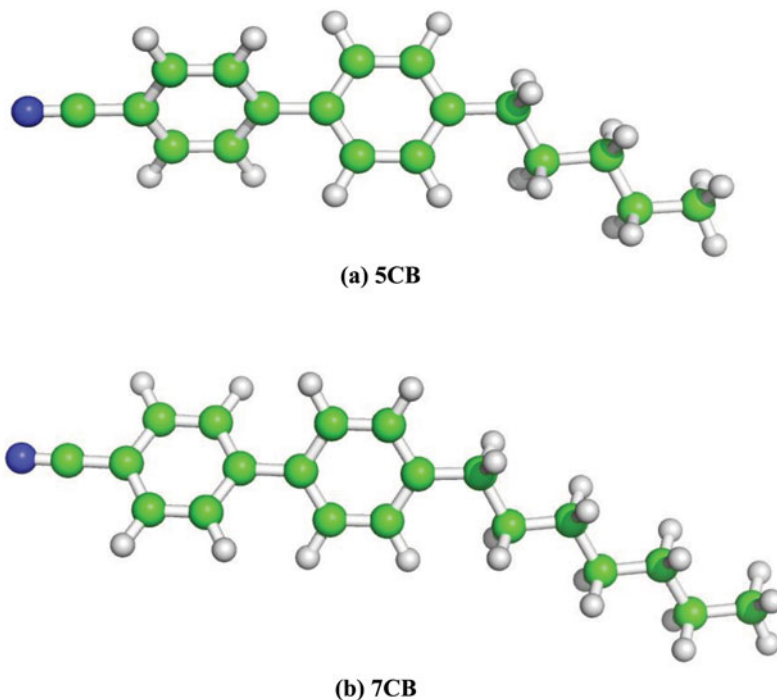


Figure 1. Molecular geometries of (a) 5CB, and (b) 7CB molecules.

distance has been made to eliminate the possibility of van der Waals contacts completely and to keep the molecule within the range of short- and medium-range interactions.

Computation of In-Plane Interactions. The interacting molecule has been kept at a separation of 8\AA along y -axis with respect to the fixed one. The distance chosen for these calculations are such that the possible van der Waals contacts are avoided.

Computation of Terminal Interactions. To investigate the terminal interactions away from van der Waals contacts, the interacting molecule has been shifted along the x -axis by 22\AA with respect to the fixed one.

Results and Discussion

The molecular geometries of n CB ($n = 5, 7$) have been shown in Fig. 1. The results of configurational probability distribution during the different modes of intermolecular interactions in non-polar solvents, that is, CCl_4 and CHCl_3 are discussed below:

Role of Stacking Interactions in Organic Solvents

The variation of the probability with respect to translation along the long molecular axis (x -axis) corresponding to configuration $y(0^0)$ $z(0^0)$ in CCl_4 and CHCl_3 at room temperature 300 K has been shown in Fig. 2. Evidently, the configuration shows a sharp preference toward the minimum energy point. The variation of probability is almost constant in the region of $16 \pm 4\text{\AA}$. It shows that the sliding of one molecule over another is allowed

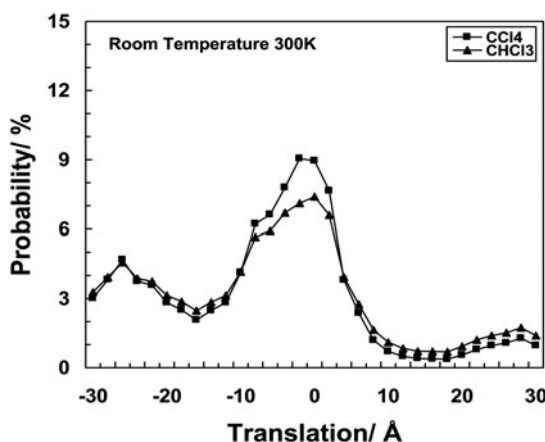


Figure 2. Variation of probability with respect to translation along x -axis during stacking interactions corresponding to configuration $y(0^0) z(0^0)$ for 5CB molecule in CCl_4 and CHCl_3 at room temperature 300 K.

energetically in a small range that may be correlated with the fluidity of the compound maintaining its alignment in mesophase. Having refined the interacting configuration with respect to translation along the x -axis at the equilibrium condition, the energy is brought down and the configurational probability is further investigated with respect to rotation about the x -axis.

The variation of probability with respect to rotation about x -axis corresponding to configuration $y(0^0) z(180^0)$ in CCl_4 and CHCl_3 at room temperature 300 K has been carried out that indicating a slight preference for the aligned structure of this configuration. The variation of probability with respect to rotation about z -axis corresponding to configuration $x(0^0) y(0^0)$ has also been carried out in the solvents at room temperature 300 K. It has been observed that the configuration shows a sharp preference toward the minimum-energy point. The minimum energy thus obtained has been taken as the starting point, and the entire process has been repeated for small intervals. The energy has been minimized with respect to translations and rotations about the x , y , and z -axes. An accuracy of 0.1\AA in translation and 1° rotation of one molecule with respect to the other have been achieved. It is important to note here that the path of minimization strictly depends on the objective of computations. The global search for the minimum energy configuration or the study of variation of interaction energy under preselected conditions will have completely different paths and, therefore, one has to be careful in choosing the specific route.

Role of In-Plane Interactions in Organic Solvents

The variation of probability with respect to translation along x -axis corresponding to the configuration $y(0^0)$ in CCl_4 and CHCl_3 at room temperature 300 K is shown in Fig. 3. Since in-plane interactions are weaker than the stacking interactions, a greater freedom corresponding to translation is observed with the maximum probability at -10\AA . The interacting configurations have been refined with respect to translation along the x -axis at the equilibrium condition, the energy is brought down and the probability is further investigated with respect to rotation about x -axis.

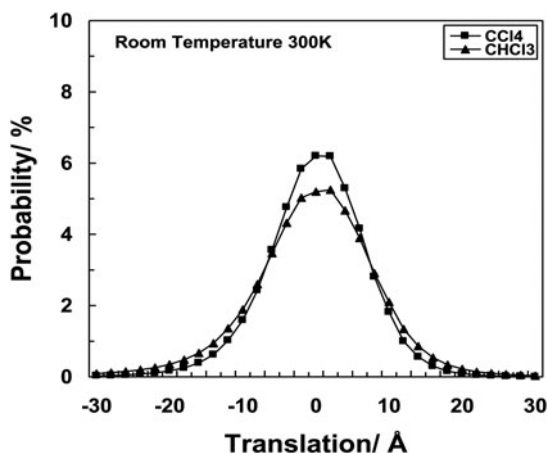


Figure 3. Variation of probability with respect to translation along x -axis during in-plane interactions corresponding to configuration $y(0^0)$ for 5CB molecule in CCl_4 and CHCl_3 at room temperature 300 K.

The variation of probability with respect to rotation about the x -axis corresponding to configuration $y(180^0)$ in CCl_4 and CHCl_3 at room temperature 300 K has been carried out. It has been observed that a pronounced peak exists at the one particular rotation point, and all the remaining regions have negligible probability as compared to this configuration. Furthermore, it is observed that the rotational freedom is much more pronounced as compared to the stacking interactions. The variation of the probability with respect to rotation about the y -axis corresponding to the configuration $x(0^0)$ in solvents at room temperature 300 K has also been carried out, and it is observed that the rotation about the y -axis does not alter the configurational probability drastically.

Role of Terminal Interactions in Organic Solvents

The end-to-end interactions are weakest but become more important when the molecules possesses polar group at either or both ends, or if there is a possibility of hydrogen bonding. Figure 4 shows the variation of probability with respect to rotation about x -axis corresponding to configuration $y(0^0)$ in CCl_4 and CHCl_3 at room temperature 300 K. The terminal interactions are much weaker as compared to stacking or in-plane interactions. However, the significant peaks have been observed due to the strong polar group (cyano) associated with the molecule.

Role of Organic Solvents on Nematogens

The role of solvents on strong polar nematogens (5CB and 7CB), the various possible geometrical arrangements between a molecular pair during the different modes of interactions has been considered that provide information about the molecular arrangements inside the bulk materials. Table 1 shows the relative probabilities of different minimum energy configurations, calculated at room temperature (300 K) in CCl_4 and CHCl_3 during the different modes of interactions with respect to translational and orientational motions. Further, it is clear from the above discussion (at different modes of interactions) that in a molecular assembly, a number of local minimum-energy configurations exist. Each of them has their own importance as in the case of close molecular packing. Any molecule, depending on its

Table 1. Relative probabilities of the different minimum energy configurations obtained for 5CB and 7CN molecules during the stacking, in-plane, and terminal interactions in nonpolar organic solvents, that is, CCl₄ and CHCl₃ at room temperature 300 K

Configuration	Energy in vacuum (Kcal/mole)	Probability (%) at 300 K	
		CCl ₄	CHCl ₃
5CB molecule			
$x(0^0) y(0^0)^a$	-13.87	56.28	50.30
$y(0^0) z(0^0)^a$	-13.54	43.70	44.75
$y(0^0)^b$	-4.70	0.00	2.04
$x(180^0)^b$	-4.28	0.00	1.75
$y(0^0)^c$	-2.99	0.00	1.13
7CB Molecule			
$x(0^0) y(0^0)^a$	-13.71	59.09	51.34
$y(0^0) z(0^0)^a$	-13.20	40.80	43.14
$y(0^0)^b$	-5.22	0.10	2.65
$x(180^0)^b$	-4.30	0.00	1.93
$y(0^0)^c$	-2.21	0.00	0.89

^aStacking Interactions.
^bIn-plane Interactions.
^cTerminal Interactions.

own spatial position may be forced to assume local minimum-energy configurations. The global minimum is, however, of paramount importance because while descending from a very high temperature where the molecules have a completely disordered distribution, the global minimum has the maximum probability of occupancy and the other minima have sequential preference depending on their individual relative probabilities.

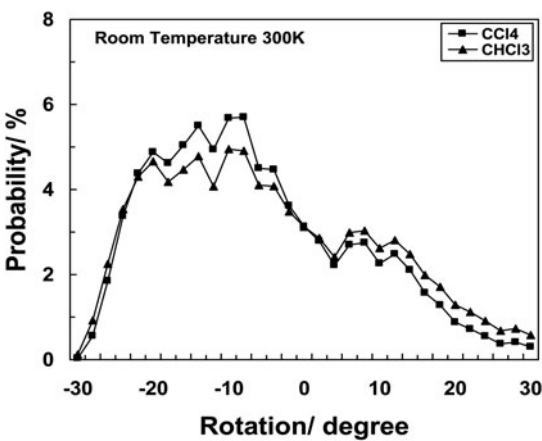
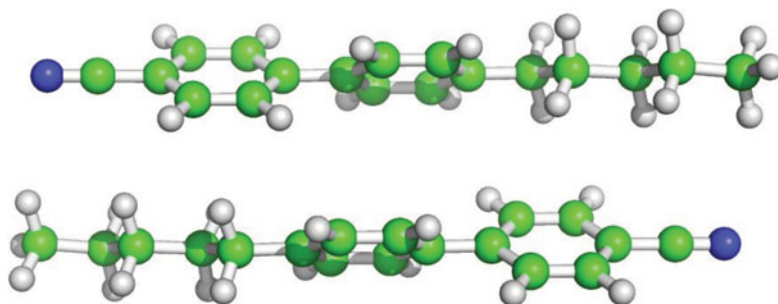


Figure 4. Variation of probability with respect to rotation about x -axis during terminal interactions corresponding to configuration $y(0^0) z(0^0)$ for 5CB molecule in CCl₄ and CHCl₃ at room temperature 300 K.



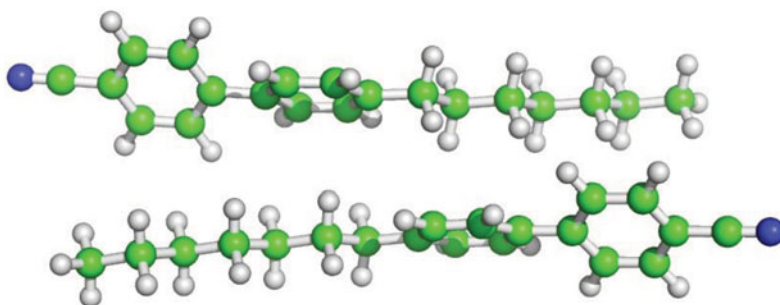
$$E = -6.20 \text{ kcal/ mole}$$

Figure 5. Energetically favorable structure of 5CB molecule in CCl_4 during the stacking interactions at room temperature 300 K.

Conformational Property of Molecules

In order to understand the self organizing ability of mesogens, the different type of molecular interactions have been taken into consideration between a pair of $n\text{CB}$ ($n = 5, 7$) molecules. The basic idea underlying the study of molecular conformation is to study the physical and chemical properties of compounds that are closely related to the preferred conformation.

The conformational behavior of LC displays a large variation in intermolecular effects that depends on the nature and magnitude of interactions. Each conformation may exist the distinct energy, and lower energy conformations will be populated in preference to those of higher energy. The most stable configurations of 5CB and 7CB molecules observed in CCl_4 have been shown in Figs 5 and 6 respectively. A comparison of stacked dimers between both the molecules suggests that the extension of the chain length to seven carbon atoms, a recognizable segregation of the dimers into a highly tilted layer structure has been obtained. The mutual interaction between the dimers in the structure is, however, quite weak, in particular to chain atoms. Hence, the end chains provide enough disorder to the



$$E = -6.12 \text{ kcal/ mole}$$

Figure 6. Energetically favorable structure of 7CB molecule in CCl_4 during the stacking interactions at room temperature 300 K.

crystal to pass on to nematic phase. Further, the phase stability is expected to be high with extension of chain length.

Conclusions

The salient features of the present work are:

1. A comparison of stacked dimers between both the molecules suggests that the extension of the chain length to seven carbon atoms, a recognizable segregation of dimers into a highly tilted layer structured has been obtained.
2. The consideration of relative probabilities among the minimum energy configurations obtained during the stacking, in-plane and terminal interactions provide information about the molecular arrangements inside a bulk of materials. Further, the considerable rise in the molecular interactions has been observed due to the redistribution of energy in CCl_4 and CHCl_3 , that is, the molecules produce the remarkable property in solvents.
3. The mutual interaction between the dimers in the structure is quite weak, in particular to chain atoms. Hence, the end chains provide enough disorder to the crystal to pass on to nematic phase. Further, the phase stability is expected to be high with extension of chain length.

Acknowledgments

The financial support rendered by the DST, CSIR, UGC, New Delhi, and DAE-BRNS, Mumbai, India is gratefully acknowledged.

References

- [1] Fradkin, F., Kivelson, S. A., Lawler, M. J., Eisenstein, J. P., & Mackenzie, A. P. (2010). *Annu. Rev. Condens. Matter Phys.*, 1, 153.
- [2] Bailey, C., & Jakli, A. (2007). *Phys. Rev. Lett.*, 99, 207801.
- [3] Cammidge, A. N. (2006). *Phil. Trans. R. Soc. A*, 364, 2697.
- [4] Bisi, F., Longa, L., Pajak, G., & Rosso, R. (2010). *Mol. Cryst. Liq. Cryst.*, 525, 12.
- [5] Usol'tseva, N., Praefcke, K., Singer, D., & Gundogan, B. (1994). *Liq. Cryst.*, 16, 601.
- [6] Ryzhov, V. N., Guriev, K. I., & Nelnichenko, N. N. (2001). *Mol. Cryst. Liq. Cryst.*, 365, 803.
- [7] Sarkar, P., Paul, S., & Mandal, P. (2001). *Mol. Cryst. Liq. Cryst.*, 365, 535.
- [8] Yayloyan, S. M., Bezhanova, L. S., & Yayloyan, A. M. (2001). *Mol. Cryst. Liq. Cryst.*, 365, 747.
- [9] Tiwari, S. N., Mishra, M., & Shukla, R. (2007). *Indian J. Pure and Appl. Phys.*, 45, 83.
- [10] Praveen, P. L., & Ojha, D. P. (2010). *Phase Trans.*, 83, 37.
- [11] Kuribayashi, M., & Hori, K. (1999). *Liq. Cryst.*, 26, 809.
- [12] Pople, J. A., & Beveridge, D. L. (1970). *Approximate Molecular Orbital Theory*, Mc-Graw Hill: New York.
- [13] Claverie, P., & Pullman, B. (Ed.). (1978). *Intermolecular Interactions: From Diatomics to Biopolymers*, John Wiley: New York.
- [14] Praveen, P. L., & Ojha, D. P. (2011). *Mat. Chem. Phys.*, 126, 248.
- [15] Kitaygorodsky, A. I. (1961). *Tetrahedron*, 14, 230.
- [16] Ojha, D. P. (2001). *Z. Naturforsch.*, 56a, 316.
- [17] Ojha, D. P. (2004). *Annalen der Physik*, 13, 357.